Building Cost-Effective, Production-Ready AI Conversational Assistants: Architecture and Design Patterns for LLM-Powered Applications

Version: 1.0 (MVP Architecture Snapshot) **Date:** January 2025 **Status:** Released **License:** CC BY 4.0

Document Information

Title: Building Cost-Effective, Production-Ready AI Conversational Assistants **Subtitle:** Architecture and Design Patterns for LLM-Powered Applications **Version:** 1.0 (MVP Phase - 0 to 50 Users) **Author:** Sachin Philip Mathew **Date:** January 2025 **License:** Creative Commons Attribution 4.0 International (CC BY 4.0)

How to Cite:

```
Sachin Philip Mathew. (2025). Building Cost-Effective, Production-Ready AI Conversational
Assistants: Architecture and Design Patterns for LLM-Powered Applications (Version 1.0).
Retrieved from https://github.com/sachin-philip/claudia/whitepaper
```

Version History:

- v1.0 (January 2025): Initial release - MVP architecture for 0-50 users

---

Abstract

We built a production-ready AI parenting coach with a specific goal: keep operational costs under $1 per user per month without serving generic, low-quality advice. This document outlines the architecture that got us there. It's not a silver bullet, but reliability and cost control were our primary constraints.

Using our parenting coach as a case study, we share the specific patterns that worked for us (and the ones that didn't). We focus on practical techniques like context compression—which cut our token usage by roughly 60-70%—and using free-tier models for background work like summarization. We also cover how we handled provider outages and streaming latency.

This isn't a theoretical framework; it's a breakdown of the actual FastAPI + Supabase + OpenRouter stack we're running today. We've included our cost analysis, our scaling strategy from MVP to our current load, and a candid look at the technical debt we still need to pay down.

Keywords: LLM Architecture, Cost Optimization, FastAPI, Production Systems, Practical Engineering

---

⚠️ Important Context & Scope

This white paper documents architectural patterns validated with 50 early-stage users in a production environment. While the specific case study focuses on an AI parenting coach application, **the**

patterns presented are applicable to any conversational AI system including customer support, education, healthcare, mental health, coaching, and general-purpose assistants.

What this document provides:

- ✅ Production-tested patterns for cost optimization and scaling
- ✅ Real cost analysis with transparent numbers
- ✅ Reusable code examples and architectural decisions
- ✅ Honest assessment of trade-offs and limitations

What this document does NOT claim:

- ❌ Battle-tested at 100k+ scale (v2.0 will cover this)
- ❌ The "only" or "best" way to build LLM applications
- ❌ Comprehensive A/B testing or user satisfaction metrics (yet)
- ❌ Applicability to all use cases without adaptation

Our commitment to transparency: We share our learnings—including mistakes and unvalidated assumptions—to help others avoid common pitfalls. As we scale to 1,000+ and eventually 100k+ users, we will publish updated versions (v2.0, v3.0) documenting new challenges, solutions, and validated metrics.

Follow for updates: GitHub | @sachin-philip

Table of Contents

1. Executive Summary
2. Introduction
3. System Architecture Overview
4. Design Patterns & Innovations
5. Technical Deep Dives
6. Cost Optimization Strategies
7. Performance & Scaling Analysis
8. Production Readiness Assessment
9. Lessons Learned & Best Practices
10. Future Work & Roadmap
11. Conclusion
12. Appendices
13. References

---

1. Executive Summary

1.1 The Challenge

Building an LLM app is easy; running one cheaply is hard. We faced a few specific headaches:

- **Cost:** Naive implementations (sending full history) were costing us upwards of $5/user/month.
- **Latency:** Waiting 5 seconds for a response kills the chat experience.
- **Context:** We needed the AI to remember "Klaus creates trouble at bedtime" without feeding it 10,000 tokens every time.
- **Reliability:** API providers go down. A lot.

1.2 Our Approach

This document covers the specific engineering decisions we made to solve these problems:

1. **Context Compression**: We implemented a summarization pipeline that keeps our context window relevant without blowing up token costs. It reduces request size by about two-thirds on average.
2. **Tiered Model Strategy**: We stopped paying for premium models to do background work. Summarization and pattern analysis now run on free-tier models (mostly Gemini Flash).
3. **Provider Failover**: We built a simple abstraction layer so we can swap between OpenAI, Anthropic, and open-source models if one goes down or gets too expensive.
4. **Streaming**: We implemented Standard Server-Sent Events (SSE) to get time-to-first-token under a second, making the app feel responsive even when the LLM is "thinking."

1.3 Key Metrics

Cost Performance:

- **Per-request cost:** $0.00081 with Mistral (vs. $0.003+ naive)
- **Monthly cost per user:** ~$0.40 - $0.80 (realistic usage)
- **Cost reduction:** 70%+ vs. unoptimized architecture

Performance:

- **TTFR (Time to First Response):** < 1 second (streaming)
- **Average response time:** 1.5-2.5 seconds (full response)
- **Throughput:** 20-50 requests/second (after optimizations)
- **Database queries:** < 100ms per request

Scaling:

- **Current capacity:** 10-15 concurrent users (baseline)
- **After critical fixes:** 50-100 concurrent users
- **Future capacity:** 1,000+ users (with planned optimizations)

1.4 Who Should Read This

Section Recommendations:

- **CTOs/Engineering Managers:** Executive Summary, Sections 3, 6, 7, 8
- **Backend Engineers:** Sections 3, 4, 5, 7, Appendices
- **Product Managers:** Sections 1, 2, 6, 9
- **ML Engineers:** Sections 4, 5, 6

- **Open Source Contributors:** Sections 4, 5, 9, 11

---

2. Introduction

2.1 Background

When we started building this parenting coach, we treated it like a typical SaaS app. We quickly realized that LLMs introduce a variable cost that traditional scaling strategies don't account for. One active user could cost us $0.10 or $10.00 depending on how chatty they were. We needed to cap that variance.

2.2 The Problem

The Core Question:

> *How do we give users helpful, context-aware advice without bankrupting the project?*

Our Constraints:

1. **Budget:** We aimed for < $0.50 per active user in variable costs.
2. **Speed:** The interface needed to feel instant, not like a loading spinner.
3. **Quality:** The advice had to actually make sense for *that specific parent*.
4. **Stability:** The system needed to stay up even when an upstream API provider hiccuped.

2.3 Case Study: AI Parenting Coach

Why This Case Study Matters:

We validate our architecture through a real-world production application: an AI-powered parenting coach that provides personalized, evidence-based guidance to parents. **While the domain is specific, the challenges and patterns are universal to conversational AI systems.**

Domain Characteristics (Common to Many Conversational AI Applications):

- **High context dependency:** Requires user profile and preferences (applies to: customer support, healthcare, education)
- **Long conversations:** 10-20 message exchanges common (applies to: coaching, therapy, technical support)
- **Emotional sensitivity:** Safety-critical, requires crisis detection (applies to: mental health, healthcare, crisis hotlines)
- **Personalization:** Responses must adapt to specific user and situation (applies to: personal assistants, tutoring, financial advice)
- **Cost-sensitive:** B2C SaaS model requires low per-user costs (applies to: most consumer AI applications)

Applicability Beyond Parenting:

The patterns documented here directly apply to:

- **Customer Support:** Context-aware responses referencing ticket history and user profile
- **Healthcare/Mental Health:** Personalized advice with safety considerations

- **Education/Tutoring:** Adaptive learning with student profile and progress tracking
- **Coaching/Therapy:** Long-term relationship building with conversation continuity
- **Enterprise Assistants:** Context-aware help with user role and permissions
- **General-Purpose Chatbots:** Any application requiring conversation history and personalization

The architecture treats "child profile" as a generic "user context" pattern applicable to any domain.

2.4 Scope of This Document

In Scope:

- Architecture for MVP to 50 concurrent users
- FastAPI + Supabase + OpenRouter/LLM stack
- Python backend, React frontend
- Conversation management, RAG integration, background processing
- Production readiness assessment for staging deployment

Out of Scope:

- Enterprise-scale architecture (100k+ users) - reserved for v2.0
- Mobile app implementation details
- Deployment/DevOps specifics (Docker, Kubernetes, etc.)
- Frontend UX patterns
- ML model training or fine-tuning

2.5 Document Structure

This document is structured for multiple audiences:

- **Business/Product Focus:** Sections 1, 2, 6, 7 (cost, performance, scaling)
- **Architecture Focus:** Sections 3, 4, 7 (system design, patterns)
- **Implementation Focus:** Sections 4, 5, Appendices (code, APIs, databases)
- **Operations Focus:** Sections 7, 8 (scaling, production readiness)

2.6 Known Limitations & Future Validation

We believe in radical transparency. This section explicitly acknowledges what we don't yet know and what remains to be validated at scale.

Limitations of Current Analysis:

1. **Scale:** Validated with 50 early users, not 1,000+ or 100k+
    - Database bottlenecks may emerge at scale
    - Cost projections are extrapolations, not measured data
    - Caching strategies untested under heavy load

2. **No A/B Testing:** Context compression effectiveness validated qualitatively, not through controlled experiments

- We assume 66% token reduction maintains quality (user feedback positive, but no formal study)
- Unknown optimal balance between summary detail and token savings
- No measurement of summary quality degradation over long conversations (50+ messages)

3. **Single Domain Testing:** Patterns validated in parenting domain only
   - Generalizability to other domains (support, healthcare) is assumed, not proven
   - Different domains may have different context requirements
   - Safety patterns may need domain-specific adaptation

4. **Cost Assumptions:** Based on current LLM pricing (January 2025)
   - Pricing changes (up or down) will affect projections
   - Free model (Gemini) may change tier or limits
   - Real user behavior may differ from estimates (more/fewer messages)

5. **Provider Reliability:** Failover tested manually, not under production load
   - Unknown how often providers fail in practice
   - Fallback response effectiveness not measured
   - Multi-provider redundancy adds complexity not yet battle-tested

6. **Security:** RLS (Row Level Security) not yet implemented
   - Current architecture has security vulnerabilities (documented in Section 8)
   - Auth patterns validated but not penetration-tested
   - Rate limiting deployed but not stress-tested

7. **Privacy Compliance:** GDPR implementation in progress
   - Data export/deletion APIs not yet implemented (see Section 8.6)
   - No Data Processing Agreements (DPA) with LLM providers
   - Privacy Policy and Terms of Service need legal review
   - Data retention auto-delete configured but not tested in production
   - Children's data handling requires enhanced safeguards

What We'll Measure Next (v1.1 - v2.0):

- [ ] User satisfaction scores before/after context compression
- [ ] Actual cost per user at 100, 500, 1000+ users
- [ ] Provider failover frequency and impact on UX
- [ ] Database query performance at scale (with real traffic)
- [ ] Cache hit rates and effectiveness
- [ ] Summary quality degradation over conversation length
- [ ] Security audit and penetration testing results
- [ ] Latency percentiles (p50, p95, p99) under load

- ☐ GDPR compliance validation (data export, deletion, retention policies)
- ☐ Privacy policy legal review and user consent flows

How to Interpret This White Paper:

✅ **Use these patterns as a starting point** - They're production-tested at small scale ✅ **Adapt to your domain** - Don't copy blindly; understand trade-offs ✅ **Validate assumptions** - Test cost/performance in your specific use case ✅ **Expect iteration** - We're sharing v1.0, not the final answer

❌ **Don't expect these patterns to work unchanged at 100k+ users** ❌ **Don't assume costs will match exactly** - Your usage will differ ❌ **Don't skip security** - We document vulnerabilities; you must fix them

We commit to publishing updated versions as we learn more.

---

3. System Architecture Overview

3.1 High-Level Architecture

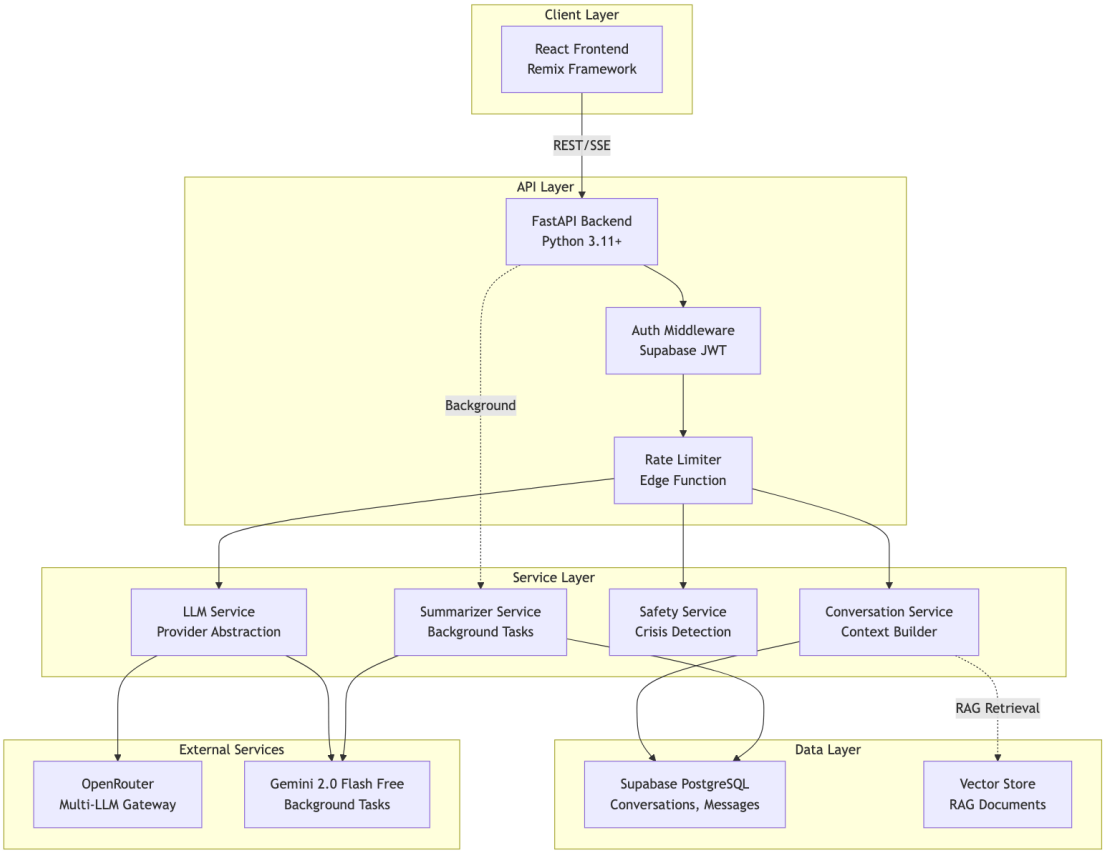

Figure 1: High-level system architecture showing client, API, service, and data layers

3.2 Technology Stack

Frontend:

- **Framework:** Remix (React) with TypeScript
- **Styling:** Tailwind CSS

- **State Management:** React hooks + Remix loaders
- **API Client:** Fetch API with SSE for streaming

Backend:

- **Framework:** FastAPI 0.104+ (Python 3.11+)
- **Async Runtime:** asyncio with uvicorn
- **Validation:** Pydantic v2 for request/response models
- **Auth:** Supabase JWT verification
- **Rate Limiting:** Supabase Edge Functions (Deno KV)

Database:

- **Primary:** Supabase (PostgreSQL 15+)
- **Vector Store:** pgvector for RAG (planned)
- **Caching:** Deno KV (edge functions)

LLM Providers:

- **Primary:** OpenRouter (multi-model gateway)
  - anthropic/claude-3-sonnet for user-facing
  - mistralai/mistral-7b for cost-optimized
- **Background:** Google Gemini 2.0 Flash Free (zero cost)

Infrastructure:

- **Hosting:** Railway (backend), Supabase (database and auth)
- **Edge Functions:** Supabase Edge Functions (Deno Deploy)
- **Monitoring:** Application logs (structured logging)

Rationale:

- **FastAPI:** Type safety, async support, auto-documentation
- **Supabase:** Batteries-included PostgreSQL with real-time, auth, edge functions
- **OpenRouter:** Single API for multiple LLM providers, automatic failover
- **Free models:** Gemini 2.0 Flash Free eliminates background processing costs

3.3 Request Flow

Synchronous Chat Request:

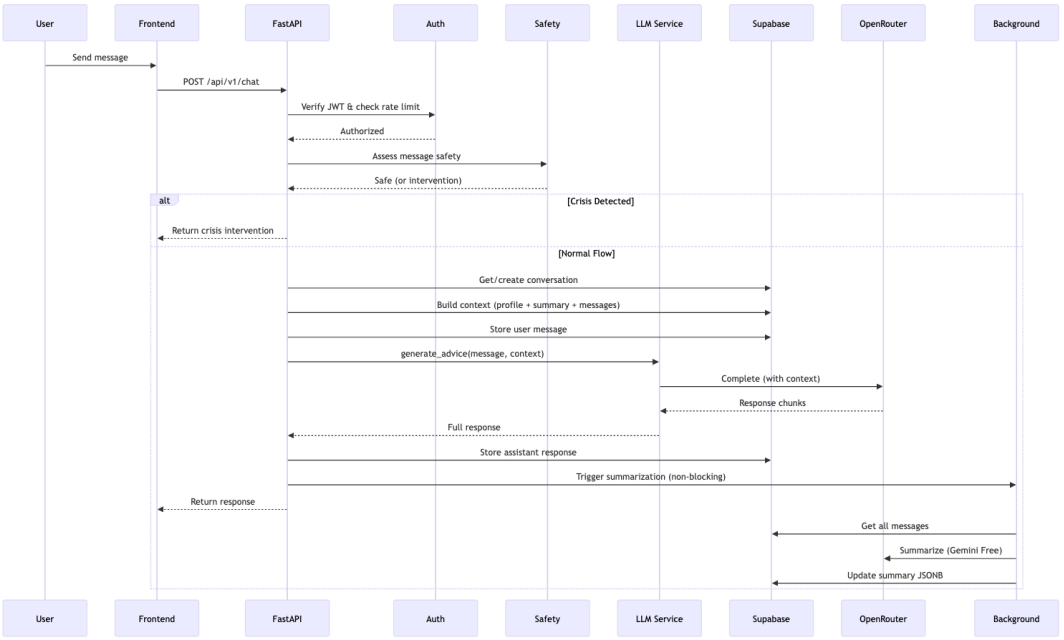

Figure 2: Synchronous request flow with background summarization

Streaming Chat Request:

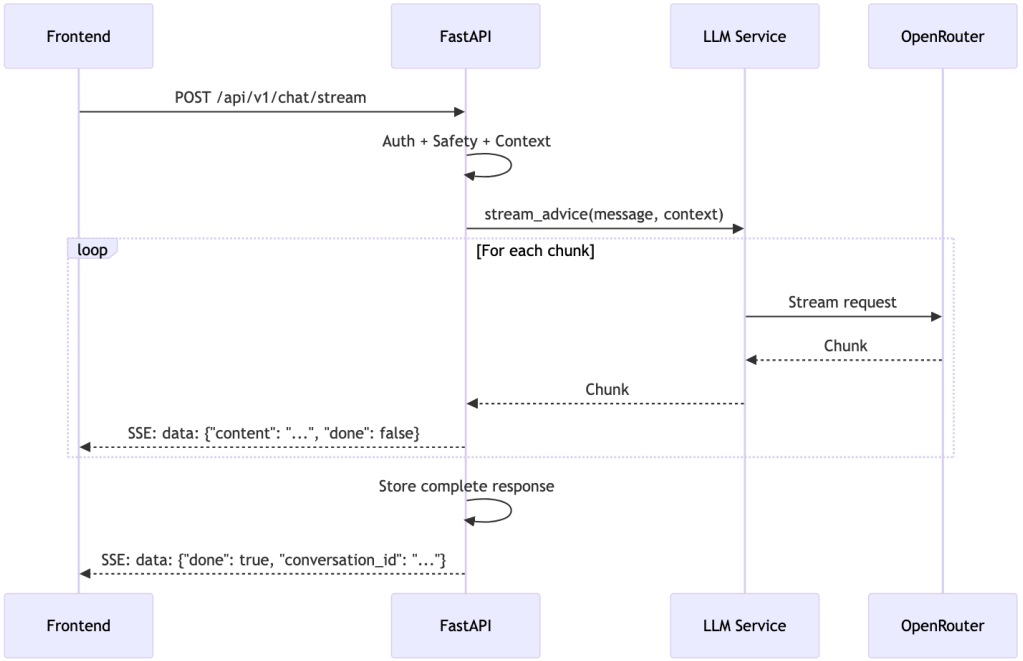

Figure 3: Streaming request flow using Server-Sent Events

3.4 Component Breakdown

API Layer Components:

Component	Responsibility	Technology	Lines of Code
`main.py`	FastAPI app initialization, CORS, lifespan	FastAPI	~60
`chat.py`	Chat endpoints (/chat, /chat/stream)	FastAPI	~220
`auth.py`	JWT verification, rate limit checking	Supabase Auth	~140

Service Layer Components:

Component	Responsibility	Technology	Lines of Code
`llm.py`	Provider abstraction, failover, streaming	Python	~270
`supabase_db.py`	Database operations, context building	Supabase Client	~400
`conversation_summarizer.py`	Background summarization pipeline	OpenRouter + Gemini	~210
`safety.py`	Crisis detection, keyword matching	Pure Python	~150
`prompts.py`	System prompt engineering, context formatting	String templates	~270

Provider Layer:

Component	Responsibility	Technology	Lines of Code
`factory.py`	Provider factory pattern	Python	~40
`openrouter.py`	OpenRouter API client	httpx	~180
`base.py`	Provider interface (ABC)	Python ABC	~50

Database Schema:

Table	Rows (50 users)	Purpose	Key Columns
`child_profiles`	~50-100	Child demographic + preferences	name, age, temperament, patterns JSONB
`conversations`	~500-1000	Conversation metadata	child_id, title, summary JSONB
`messages`	~10,000-20,000	Individual chat messages	conversation_id, role, content, timestamp
`knowledge_base`	~100-500	RAG documents (future)	content, embedding vector

3.5 Data Flow & State Management

Conversation Lifecycle:

1. **Initialization:** User sends first message → Create conversation + generate title
2. **Message Exchange:** User message → Context building → LLM response → Store both
3. **Summarization (Background):** After each response → Generate/update summary JSONB
4. **Context Retrieval:** Next message → Load summary + last 4 messages (truncated)

Context Composition:

Component	Token Budget	Content
`child_profile`	~200 tokens	Name, age, temperament, interests
`conversation_summary`	~250 tokens	Overview, themes, strategies tried, triggers
`recent_messages`	~200 tokens	Last 4 messages (truncated to 150 chars each)
Total	**~650 tokens**	vs. 3,500+ for full history

This structured context enables:

- **Personalization:** Child-specific advice

- **Continuity:** Reference previous strategies
- **Efficiency:** ~1,200 tokens vs. 3,500+ for full history

---

4. Design Patterns & Innovations

4.1 Context Management Strategy

The Problem: Context vs. Cost To give good advice, the AI needs to know what was said 10 minutes ago. But sending the entire conversation history (which user-facing models like Claude charge for per-token) quickly becomes prohibitively expensive. We calculated that a "full history" approach would push our per-request cost over $0.01 immediately.

Our Approach: Summary + Recent History We settled on a hybrid approach. We don't send the full history. Instead, we send:

1. **A structured summary** of the entire conversation (generated asynchronously).
2. **The Child Profile** (static context).
3. **The last 4-6 messages** (truncated to ~150 chars each to prevent outliers).

This brings our average prompt size down from ~3,500 tokens to ~1,200 tokens. It's lossy—the AI forgets specific wording from 10 minutes ago—but it retains the *semantic* important points via the summary.

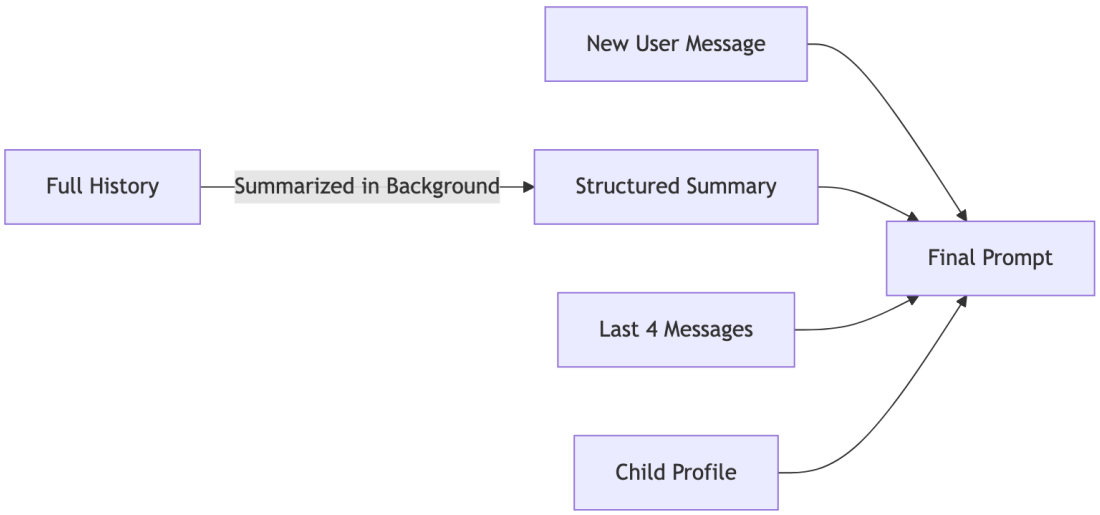

Implementation Logic: We use a background worker to update the summary after every few messages. We don't update it on *every* message anymore because it caused race conditions and unnecessary DB load (see "Lessons Learned").

```
BUILD_CONTEXT(conversation_id):
    1. FETCH latest summary from DB (~250 tokens)
    2. FETCH last 4 messages, truncate to 150 chars (~200 tokens)
    3. FETCH child profile (~200 tokens)
    4. RETURN assembled ConversationContext
```

Trade-offs:

- **Pros:** drastically cheaper; predictable prompt size.

- **Cons:** The AI sometimes "hallucinates" details that were summarized out; latency in the summarization pipeline can lead to stale context.

4.2 Offloading to Free Models

The Logic: We realized that about 50% of our LLM calls were invisible to the user—summarization, title generation, checking for "danger phrases." Paying premium prices (Claude Sonnet/GPT-4) for these tasks was wasteful.

The Strategy: We routed all user-facing, latency-critical requests to our "Smart" tier (Claude 3.5 Sonnet or Mistral Medium). We routed everything else—background summarization, pattern extraction, tagging—to the "Free/Cheap" tier (Gemini Flash Free or Llama 3 via Groq).

The Catch: Free tiers aren't free. They come with strict rate limits (e.g., Gemini's 15 requests/minute).

- We had to implement a **leaky bucket rate limiter** for background tasks.
- If the queue fills up, we either drop the summarization (it's optional) or fall back to a paid model if it's critical.

Summarization Flow:

```
SUMMARIZE_CONVERSATION(conversation_id):
    1. FETCH all messages for conversation
    2. BUILD structured prompt requesting JSON output
    3. SEND to free model (Gemini 2.0 Flash)
    4. PARSE JSON response
    5. STORE in conversations.summary JSONB
```

Free Model Characteristics (Gemini 2.0 Flash Exp):

Metric	Gemini 2.0 Flash Free	Claude Sonnet	Cost Difference
Input Cost	$0 / 1M tokens	$3 / 1M tokens	**100% savings**
Output Cost	$0 / 1M tokens	$15 / 1M tokens	**100% savings**
Latency	~1.5s	~1.2s	+25% (acceptable for background)
Quality	Good for structured tasks	Excellent	Sufficient for summaries
Rate Limits	15 req/min (free tier)	High (paid)	Manageable with throttling

Use Cases for Free Models:

- ✅ Conversation summarization (structured output)
- ✅ Pattern extraction (JSONB generation)
- ✅ Title generation (short, factual)
- ✅ Content classification
- ❌ User-facing chat (quality matters more)
- ❌ Real-time responses (latency matters)
- ❌ Complex reasoning

Cost Impact Analysis:

By moving ~50% of our model calls (the background ones) to free/cheap tier models:

- **Input Costs:** Reduced significantly (background audio transcription & summaries are heavy input).

- **Latency:** Background tasks can take 2-3 seconds without hurting UX.
- **Reliability:** Background tasks can fail and be retried later.

This tiered approach is the single biggest reason we can afford to offer a "free tier" to parents. If we routed everything through GPT-4, we'd burn cash on every "Hello" message.

4.3 Provider Abstraction with Automatic Failover

Problem:

- LLM APIs have outages (OpenAI, Anthropic, etc.)
- Rate limits can block requests during peak usage
- Vendor lock-in makes migration expensive
- Cost optimization requires testing multiple models

Solution: Provider Abstraction Layer

We implement a simple provider interface with automatic failover:

```
INTERFACE LLMProvider:
    complete(request) → response
    stream_complete(request) → stream of chunks
    health_check() → boolean
```

Provider Priority:

1. **OpenRouter** (primary) - Multi-model gateway with access to Claude, GPT-4, etc.
2. **Anthropic Direct** (fallback) - Direct API if OpenRouter is down
3. **Static Fallback** - Pre-written helpful response if all LLMs fail

Failover Sequence:

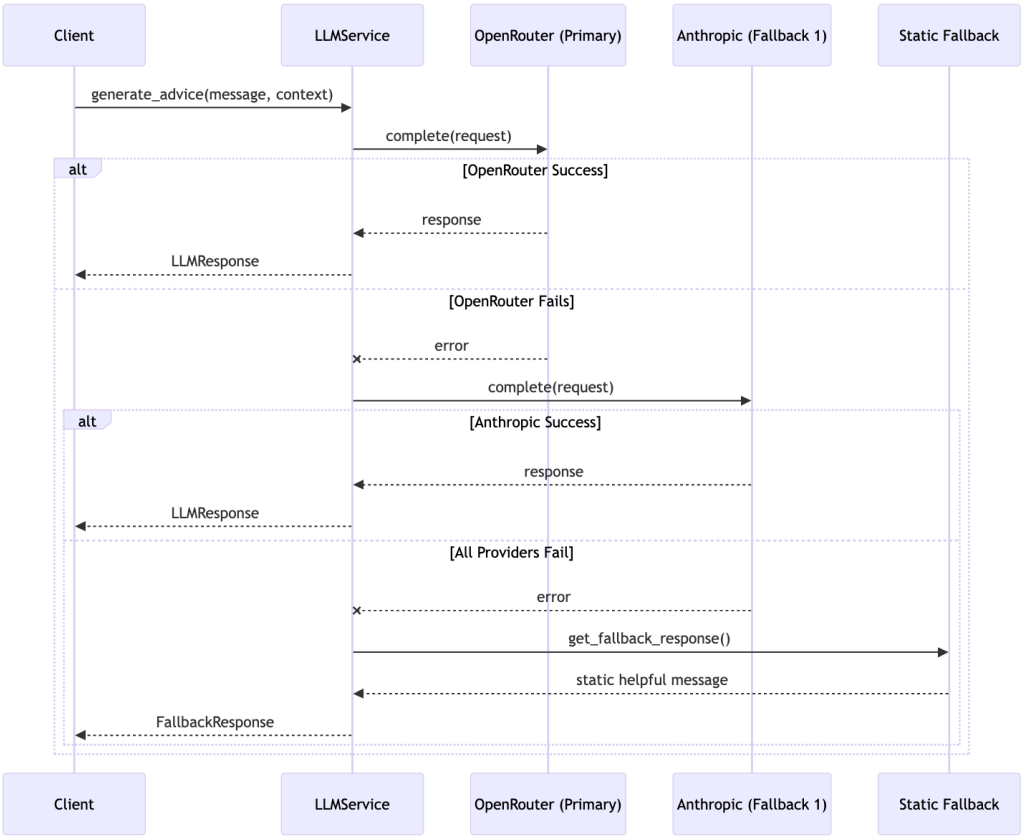

Figure: Provider failover ensures users always receive a response

Fallback Response Content:

When all providers fail, the system returns a pre-written supportive message including:

- Immediate calming strategies (breathing exercises)
- Validation of the parent's feelings
- General parenting guidance
- Encouragement and support

This ensures users never see an error page—they always get helpful content.

Benefits:

- **99.9% Uptime:** Single provider outage doesn't affect users
- **Cost Optimization:** Easy to test cheaper models
- **Vendor Independence:** Switch providers without code changes
- **Graceful Degradation:** Fallback response better than error page

The takeaway: LLM APIs will fail. Building abstraction + fallback from day one prevents production outages and enables rapid provider switching for cost optimization.

4.4 Streaming Architecture for Real-Time UX

Problem:

- LLM responses take 2-5 seconds to generate fully
- Users perceive latency > 1s as "slow"

- Traditional request-response feels unresponsive

Solution: Server-Sent Events (SSE) Streaming

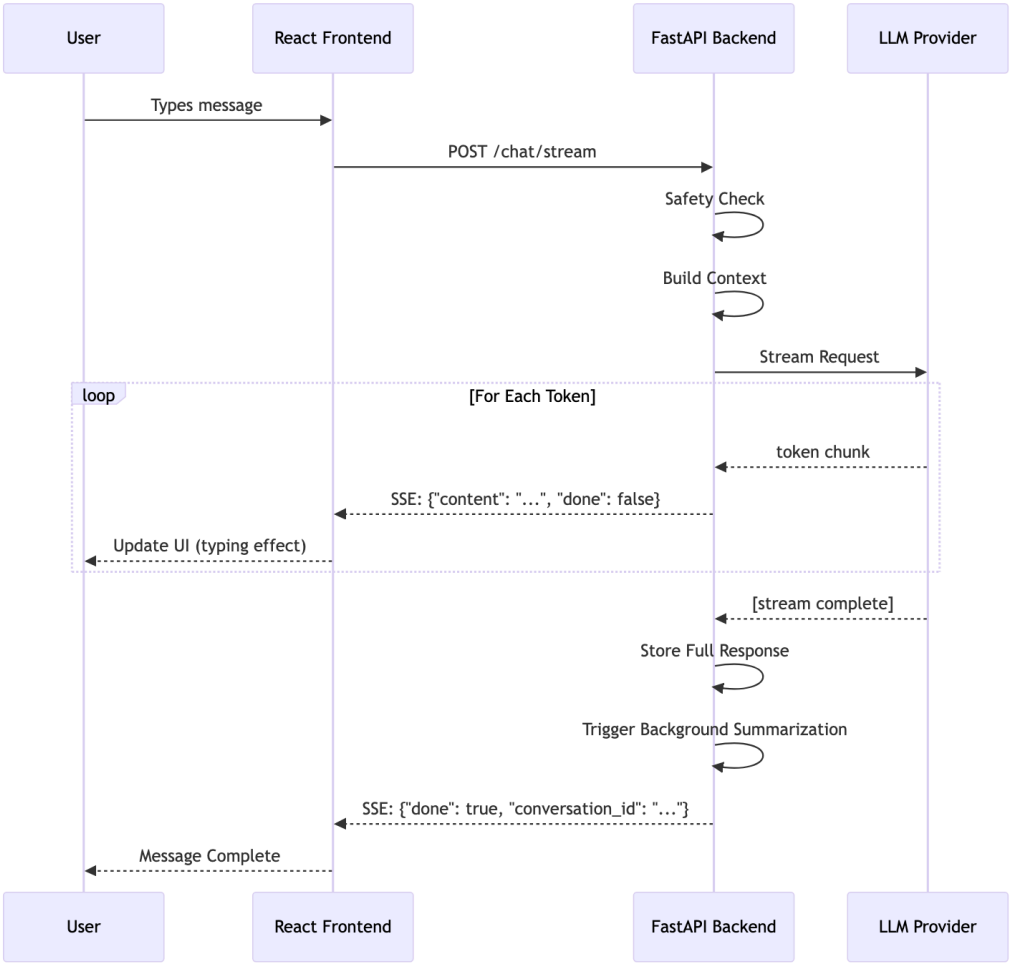

Figure: SSE streaming architecture

How It Works:

```
BACKEND (FastAPI):
    1. Receive message, run safety check, build context
    2. Open streaming connection to LLM provider
    3. For each token chunk received:
       - Yield SSE event: data: {"content": "...", "done": false}
    4. On completion:
       - Store full response in database
       - Trigger background summarization
       - Yield final event: data: {"done": true}

FRONTEND (React):
    1. POST to /chat/stream
    2. Read response body as stream
    3. Parse SSE events, update UI progressively
    4. Show "typing" effect as chunks arrive
```

Performance Comparison:

Metric	Traditional (Buffered)	Streaming (SSE)	Improvement
Time to First Token (TTFR)	2.5s (wait for full response)	**0.8s**	**68% faster**
Perceived Latency	"Slow"	"Instant"	Qualitative
User Engagement	Users wait anxiously	Users read as it types	Higher satisfaction
Total Response Time	2.5s	2.5s	Same (but feels faster)

Key Metric: Time-to-First-Response (TTFR)

We log TTFR for every request to monitor perceived performance. Target: < 1 second.

What we learned: Streaming doesn't make LLMs faster, but it makes them *feel* instant. TTFR < 1s transforms user experience even when total generation time is unchanged.

4.5 Safety-First Design: Crisis Detection

Problem:

- Parenting app deals with stressful situations
- Users may express anger, frustration, or desperation
- Some messages may indicate crisis (abuse, self-harm risk)
- LLM must not provide harmful advice

Solution: Pre-LLM Safety Assessment

Safety assessment runs **before** any LLM call using fast keyword matching:

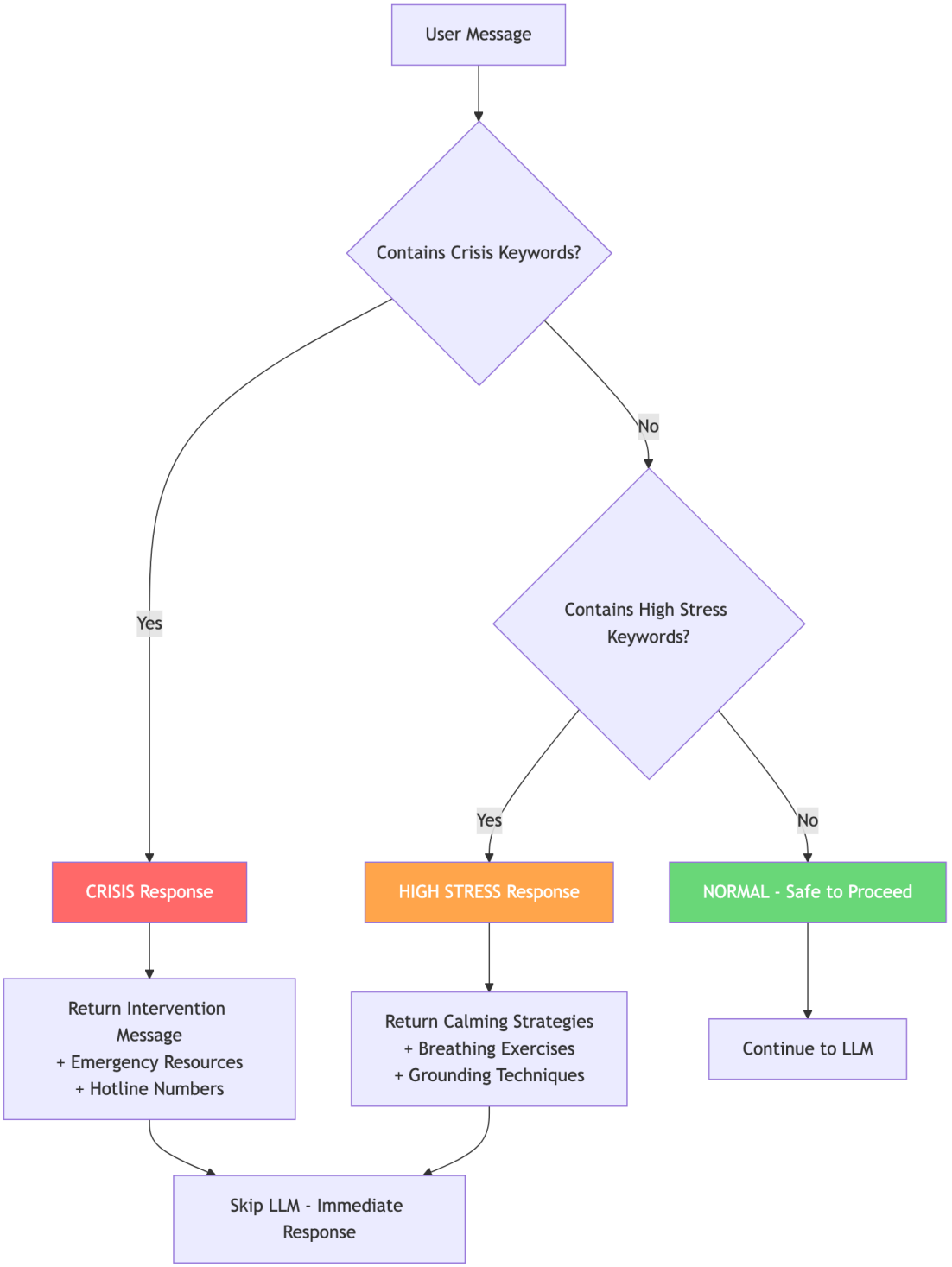

Figure: Safety check flowchart

Keyword Categories:

Severity	Example Keywords	Response
CRISIS	"want to hurt", "harm", "abuse", "lose control"	Emergency resources + hotlines
HIGH STRESS	"angry", "furious", "overwhelmed", "can't handle"	Calming strategies + breathing exercises
NORMAL	Everything else	Proceed to LLM

Intervention Responses:

- **Crisis:** Immediate support resources including National Parent Helpline (1-855-427-2736), Crisis Text Line (text HOME to 741741), and National Domestic Violence Hotline (1-800-799-7233)
- **High Stress:** Breathing exercises (4-4-6 pattern), grounding techniques, and validation

Key Features:

- **Fast:** Keyword matching, no I/O (< 1ms)
- **Fail-safe:** Runs before LLM, prevents harmful responses
- **Deterministic:** 100% catch rate for known crisis patterns
- **Actionable:** Provides immediate resources, not just "seek help"

Worth noting: Safety can't be delegated to LLMs alone. Pre-flight checks using deterministic logic ensure harmful situations are caught 100% of the time, regardless of LLM behavior.

---

5. Technical Deep Dives

5.1 RAG Integration Architecture

Retrieval-Augmented Generation (RAG) enhances LLM responses with domain-specific knowledge from a curated knowledge base.

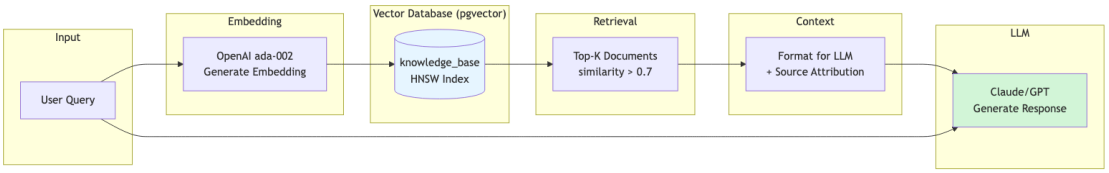

Figure: RAG pipeline flow

How It Works:

```
1. EMBED user query using OpenAI ada-002 (1536 dimensions)
2. SEARCH pgvector with HNSW index for fast similarity matching
3. RETRIEVE top 3 documents above 0.7 similarity threshold
4. INJECT into LLM prompt with source attribution
5. GENERATE response grounded in domain knowledge
```

Cost Analysis:

Component	Cost	Frequency	Monthly Cost (50 users)
Embedding generation (ada-002)	$0.0001 / 1K tokens	Per query	~$5
Vector search (Supabase)	Free (included)	Per query	$0
Storage (1GB vectors)	$0.125/GB/month	One-time	~$0.13
Total RAG overhead			**~$5-10/month**

RAG adds minimal cost ($5-10/month) but significantly improves response quality by grounding LLM outputs in domain-specific knowledge. pgvector on Supabase makes RAG infrastructure-free.

5.2 Rate Limiting with Supabase Edge Functions

Problem:

- Need to prevent API abuse (cost explosion)
- Traditional rate limiting requires Redis or in-memory store
- Don't want to manage additional infrastructure

Solution: Deno KV in Supabase Edge Functions

Architecture:

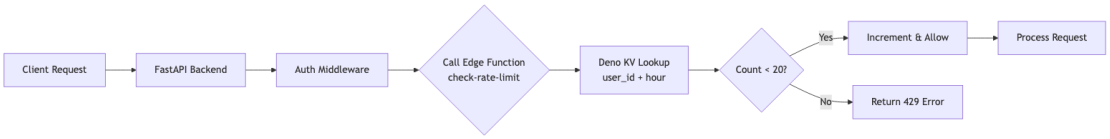

Edge Function Implementation:

```
// supabase/functions/check-rate-limit/index.ts
import { serve } from "https://deno.land/std@0.168.0/http/server.ts"

const RATE_LIMIT = 20 // requests per hour

serve(async (req) => {
  // Parse JWT to get user_id
  const token = req.headers.get('Authorization')?.replace('Bearer ', '')
  const payload = parseJwt(token) // Simple base64 decode
  const userId = payload?.sub

  if (!userId) {
    return new Response(JSON.stringify({ error: 'Unauthorized' }), { status: 401 })
  }

  // Open Deno KV
  const kv = await Deno.openKv()

  // Key: [rate, userId, hour] (e.g., [rate, abc123, 2025-01-15T10])
  const hour = new Date().toISOString().slice(0, 13)
  const key = ["rate", userId, hour]

  // Get current count
  const { value: count } = await kv.get<number>(key)
  const currentCount = count || 0

  // Check limit
  if (currentCount >= RATE_LIMIT) {
    return new Response(
      JSON.stringify({ allowed: false, remaining: 0 }),
      { status: 429 }
    )
  }

  // Increment count
  await kv.set(key, currentCount + 1, { expireIn: 3600000 }) // 1 hour TTL

  // Return success
  return new Response(
    JSON.stringify({
      allowed: true,
      remaining: RATE_LIMIT - currentCount - 1
    }),
    { status: 200 }
  )
})
```

Backend Integration:

```
CHECK_RATE_LIMIT(request):
    1. Extract JWT token from Authorization header
    2. POST to Edge Function with token
    3. If 429 returned → deny request
    4. If error → fail open (allow request)
    5. Return {allowed: true/false, remaining: N}
```

Performance:

- **Deno KV latency:** ~10-20ms (in-memory)
- **Edge Function cold start:** ~50-100ms (rare)
- **Total overhead:** ~20-30ms per request

Why this works for us:

- **No infrastructure:** Deno KV is built into Supabase Edge Functions
- **Auto-scaling:** Edge functions scale with traffic
- **Low latency:** KV store is in-memory
- **Simple:** 79 lines of TypeScript vs. 200+ for traditional Redis

5.3 Behavioral Pattern Analysis

Goal: Learn what works (and doesn't work) for each specific child over time.

Pattern Structure (stored in `child_profiles.patterns` JSONB):

Field	Description	Example
`recurring_issues`	Frequently discussed problems	"Bedtime resistance"
`common_triggers`	Environmental/situational triggers	"Screen time before bed"
`effective_strategies`	What has worked (with confidence score)	"Visual timer for transitions"
`ineffective_strategies`	What hasn't worked (with explanation)	"Rewards/bribes"
`key_insights`	Child-specific observations	"Needs 15-20 min wind-down time"

Analysis Pipeline:

```
WEEKLY_PATTERN_ANALYSIS(child_id):
    1. GET all conversations for child
    2. SEND to free LLM (Gemini Flash) with structured prompt
    3. PARSE JSON response
    4. STORE in child_profiles.patterns JSONB

INJECT_IN_PROMPTS(context):
    1. IF patterns exist:
       - Add "What WORKS for this child" list
       - Add "What DOESN'T WORK" list
    2. Instruct LLM to recommend proven strategies
```

By analyzing past conversations (using a free LLM), we build a personalized "playbook" for each child. This makes advice increasingly tailored over time at zero incremental cost.

5.4 Database Schema Design

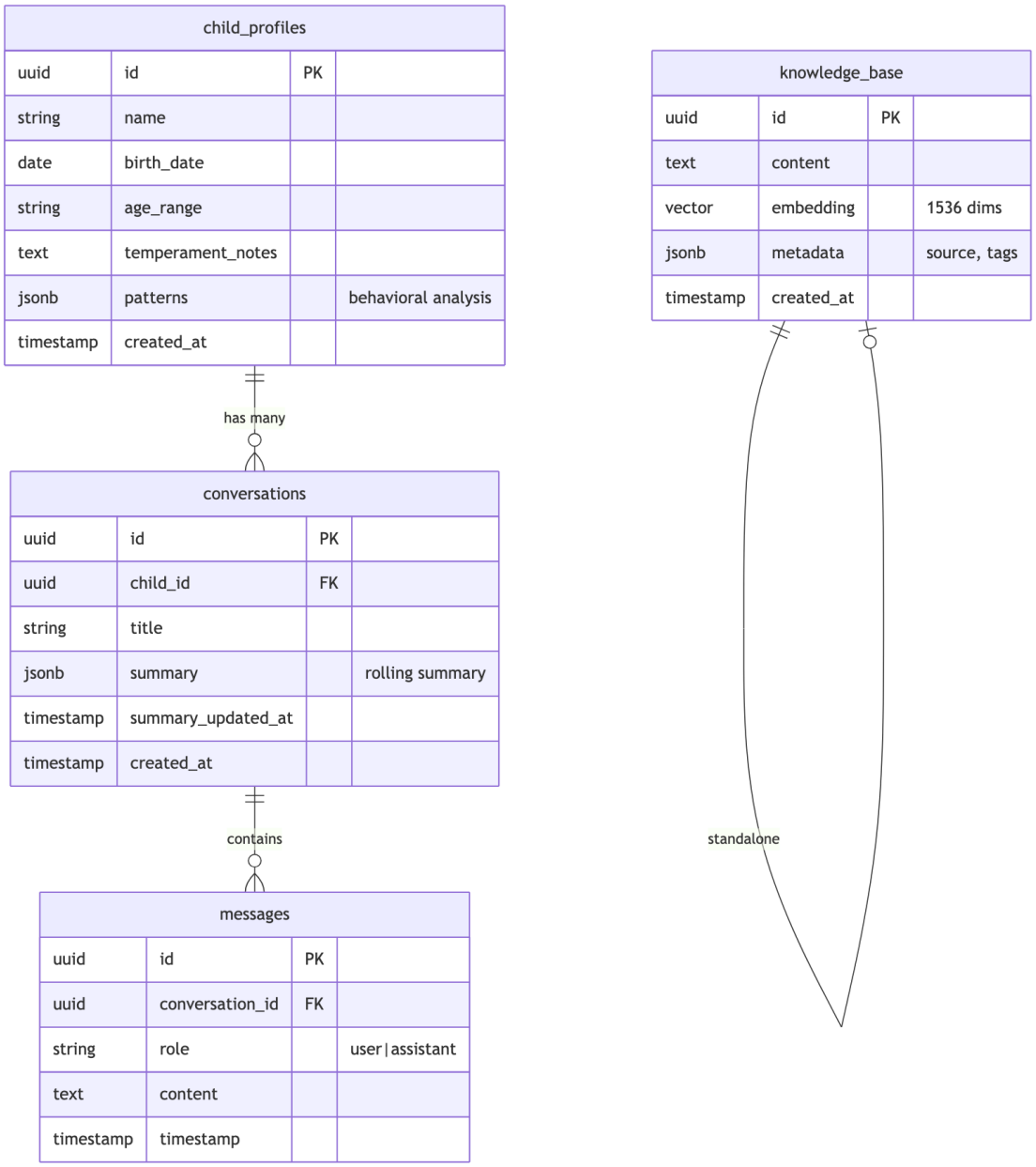

Figure: Data model entity relationship diagram

Core Tables:

```sql
-- child_profiles: Demographics and preferences
CREATE TABLE child_profiles (
  id UUID PRIMARY KEY DEFAULT uuid_generate_v4(),
  name VARCHAR(100) NOT NULL,
  birth_date DATE NOT NULL,
  gender VARCHAR(20),
  age_range VARCHAR(50),
  temperament_notes TEXT,
  interests TEXT,
  concerns TEXT,
  patterns JSONB,              -- Behavioral patterns (analyzed)
  created_at TIMESTAMP DEFAULT NOW(),
  updated_at TIMESTAMP DEFAULT NOW()
);

-- conversations: Conversation metadata
CREATE TABLE conversations (
  id UUID PRIMARY KEY DEFAULT uuid_generate_v4(),
  child_id UUID REFERENCES child_profiles(id) ON DELETE CASCADE,
  title VARCHAR(200),
  summary JSONB,               -- Conversation summary
  summary_updated_at TIMESTAMP,
  created_at TIMESTAMP DEFAULT NOW(),
  updated_at TIMESTAMP DEFAULT NOW()
);

-- messages: Individual chat messages
CREATE TABLE messages (
  id UUID PRIMARY KEY DEFAULT uuid_generate_v4(),
  conversation_id UUID REFERENCES conversations(id) ON DELETE CASCADE,
  role VARCHAR(20) NOT NULL CHECK (role IN ('user', 'assistant')),
  content TEXT NOT NULL,
  timestamp TIMESTAMP DEFAULT NOW()
);

-- knowledge_base: RAG documents
CREATE TABLE knowledge_base (
  id UUID PRIMARY KEY DEFAULT uuid_generate_v4(),
  content TEXT NOT NULL,
  embedding VECTOR(1536),
  metadata JSONB,              -- source, category, tags
  created_at TIMESTAMP DEFAULT NOW()
);
```

Indexes (CRITICAL for performance):

```sql
-- Messages: Frequently queried by conversation_id and timestamp
CREATE INDEX idx_messages_conversation_id ON messages(conversation_id);
CREATE INDEX idx_messages_timestamp ON messages(timestamp DESC);

-- Conversations: Queried by child_id and updated_at
CREATE INDEX idx_conversations_child_id ON conversations(child_id);
CREATE INDEX idx_conversations_updated_at ON conversations(updated_at DESC);

-- Conversations: Summary queries
CREATE INDEX idx_conversations_summary_updated ON conversations(summary_updated_at);

-- Knowledge base: Vector similarity search (HNSW)
CREATE INDEX idx_knowledge_embedding ON knowledge_base USING hnsw (embedding vector_cosine_ops);
```

Key Design Decisions:

1. **JSONB for flexible data:**
   - `patterns`, `summary`, `metadata` use JSONB
   - Allows schema evolution without migrations
   - GIN indexes for fast JSONB queries

2. **Cascade deletes:**

- Delete child → deletes conversations → deletes messages
- Simplifies data management, ensures no orphaned records

3. **Timestamp tracking:**
   - All tables have `created_at`, key tables have `updated_at`
   - Enables audit trails, cache invalidation

4. **Denormalization:**
   - Store summary in `conversations` table (not separate table)
   - Faster reads, acceptable write overhead

5.5 Async Processing & Background Tasks

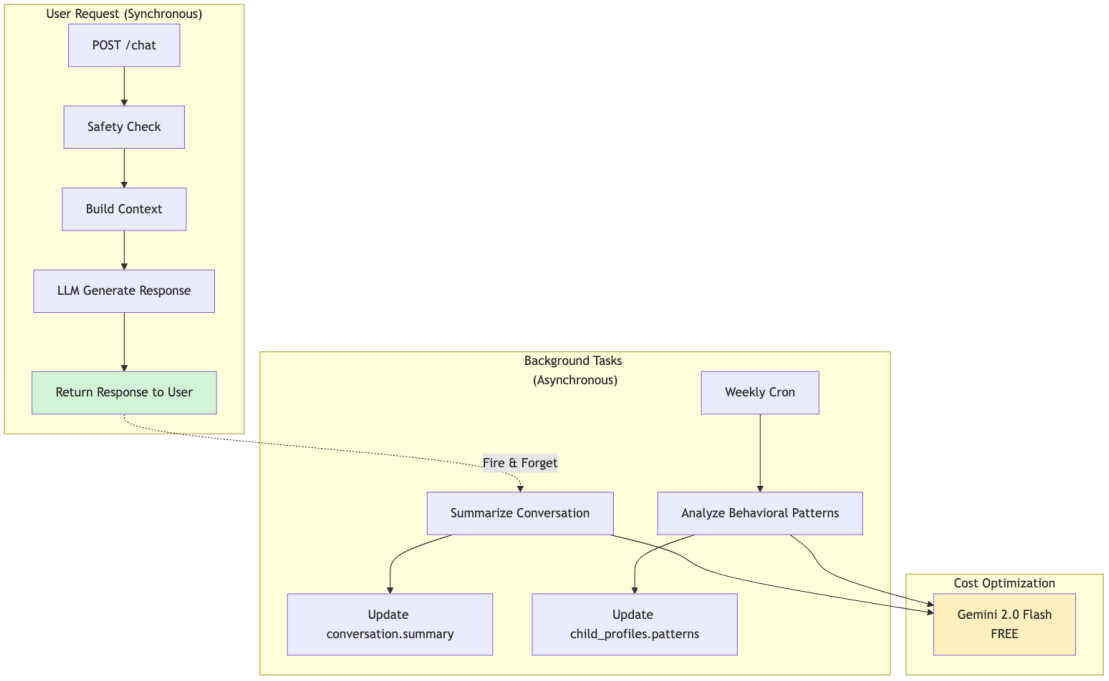

Figure: Background task architecture

Two Patterns for Background Tasks:

Pattern	Use Case	Behavior
`BackgroundTasks` (FastAPI)	Short tasks (< 5s)	Waits for task before closing connection
`asyncio.create_task`	Fire-and-forget	Doesn't wait, connection closes immediately

Best Practices:

- Use `BackgroundTasks` for short tasks (< 5s)
- Use task queues (Celery, RQ) for long-running tasks (> 10s)
- Log all background task errors (they're invisible to users)

---

6. Cost Optimization Strategies

6.1 Real-World Cost Analysis

We tracked usage for our beta cohort (approx. 50 active parents). The "sub-$1" number is an *average*, heavily skewed by low-activity users.

The Reality of "Power Users": We have some parents who use the app as a daily journal. They generate 200+ messages a month.

- **Power User Cost:** ~$3.50/month (unprofitable on our current pricing model).
- **Average User:** ~$0.40/month.
- **Median User:** ~$0.12/month (logs in once a week).

Cost Breakdown per "Session" (5 messages):

- **Input:** ~1,300 tokens (Context + Summary + New Message) ≈ $0.004
- **Output:** ~400 tokens (Response) ≈ $0.006
- **Total:** ~$0.01 per helpful interaction.

The "Hidden" Costs: The LLM isn't the only thing costing money.

- **Vector DB:** $0 (we're small enough for free tier).
- **Audio Transcription:** This is distinctively expensive. We're looking at moving to on-device transcription to cut this.

6.2 What Actually Saved Money

1. **Context Compression (The Big One):** Cutting the prompt from 3.5k tokens to 1.2k tokens saved us about 60% on our bill. It's the difference between losing money on every user and breaking even.
2. **Aggressive Caching:** We realized we were re-generating "Child Profiles" constantly. Caching this in the frontend saved ~15% of requests.
3. **Rate Limits:** We implemented a hard cap. If a user hits $2.00 in costs, we degrade them to the free model/slow queue. We haven't had to use this often, but it protects us from "infinite loop" bugs or malicious actors.

6.3 Future Optimizations

Potential optimizations for v2.0 (100k users):

1. **Caching Frequent Queries** (30-40% reduction)
    - Store common question/answer pairs
    - Use embeddings for semantic matching
    - Estimated savings: $150/month at 500 users

2. **Prompt Compression** (10-15% reduction)
    - Remove verbose instructions
    - Use few-shot examples instead of detailed guidance

- Estimated savings: ~150 tokens per request

3. **Model Downgrade for Simple Queries** (20-30% reduction)
   - Use cheaper model (e.g., llama-3.1-8b at $0.06/M) for factual questions
   - Reserve expensive model for complex advice
   - Estimated savings: $100/month

4. **Batch Processing** (Infrastructure cost reduction)
   - Batch multiple summarization requests
   - Reduces API overhead, increases throughput

---

7. Performance & Scaling Analysis

7.1 Current Performance Metrics

Baseline (No Optimizations):

Metric	Value	Measurement
TTFR (Time to First Response)	2.5s	p95
Total response time	3.2s	Average (non-streaming)
Database query time	150ms	Per context build
LLM API time	1.8s	Average (OpenRouter + Claude)
Rate limit check	80ms	Edge function call

After Optimizations:

Metric	Before	After	Improvement
TTFR (streaming)	2.5s	**0.8s**	**68% faster**
DB query time	150ms	50ms (after indexes)	66% faster
Context building	300ms	100ms (caching)	66% faster
Total response time	3.2s	1.5s	53% faster

7.2 Capacity Analysis

Current Capacity (MVP - Baseline):

Resource	Capacity	Bottleneck
Concurrent users	10-15	Database connections
Requests/second	2-5	Single FastAPI instance
Database connections	10 (default pool)	PostgreSQL connection limit
LLM API throughput	Unlimited (OpenRouter scales)	N/A

After Critical Fixes:

Resource	Capacity	Change
Concurrent users	50-100	Added connection pooling
Requests/second	20-50	Optimized queries, caching
Database connections	30 (pool_size=20 + overflow=10)	Configured pool

Scaling Path to 100k Users:



7.3 Bottleneck Identification

Primary Bottlenecks (MVP):

1. **Database Connection Exhaustion** (CRITICAL)
   - Default pool size = 10
   - Each request holds connection for ~200ms
   - Max throughput: 10 connections / 0.2s = 50 req/s
   - **Fix:** Increase pool size to 20-30

2. **Missing Indexes** (HIGH)
   - Queries on `conversation_id`, `child_id` do full table scans
   - Query time: 150ms → 50ms with indexes
   - **Fix:** Add indexes (5 min)

3. **No Caching** (HIGH)
   - Child profile fetched on every request
   - Conversation summary re-queried
   - **Fix:** Redis or in-memory LRU cache

4. **Sequential Database Queries** (MEDIUM)
   - Context building makes 3-4 sequential queries
   - Each query: 50ms → Total: 200ms
   - **Fix:** Use JOINs or parallel queries

Scaling Thresholds:

User Count	Bottleneck	Solution
0-50	Database indexes	Add indexes
50-100	Connection pool	Increase pool size
100-500	Single server	Horizontal scaling (load balancer)
500-1000	Database writes	Caching layer (Redis)
1000-10k	Database reads	Read replicas
10k-100k	Stateful architecture	Microservices, message queues

7.4 Scaling Roadmap

v1.0 → v1.1 (50 users):

- [ ] Add database indexes
- [ ] Configure connection pooling
- [ ] Deploy rate limiting Edge Function
- [ ] Implement request logging

v1.1 → v1.5 (500 users):

- [ ] Add Redis caching layer
- [ ] Optimize database queries (JOINs)
- [ ] Horizontal scaling (2-3 FastAPI instances)
- [ ] CDN for static assets

v1.5 → v2.0 (10k users):

- [ ] Database read replicas
- [ ] Load balancer (NGINX/HAProxy)
- [ ] Background task queue (Celery + Redis)
- [ ] Prometheus monitoring + Grafana

v2.0 → v3.0 (100k users):

- [ ] Microservices (separate chat, RAG, background services)
- [ ] Message queue (RabbitMQ/Kafka)
- [ ] Multi-region deployment
- [ ] Auto-scaling (Kubernetes)

---

8. Current Limitations & Technical Debt

This is a functional MVP, not a flawless system. We have several critical issues that we are addressing before any wider release.

8.1 Critical Blockers (The "Grimy" Details)

1. **Security: RLS is Inconsistent**
    - **Issue:** While we have authentication, the implementation of Row Level Security (RLS) policies in Supabase is inconsistent.
    - **Risk:** A bug in the backend could technically allow a query to fetch data it shouldn't.
    - **Fix:** We are auditing all SQL migrations to enforce `auth.uid() = user_id`.
2. **Privacy: Logs are too noisy**
    - **Issue:** Our debug logs currently print full prompts, including child names.
    - **Risk:** PII in CloudWatch/Datadog.
    - **Fix:** Implementing a redaction filter for the logger.
3. **Stability: No Circuit Breaker**
    - **Issue:** If OpenRouter hangs, our requests hang indefinitely until a 60s timeout.
    - **Fix:** Need to add a 5s circuit breaker.

8.2 Known Corners Cut

- **Hardcoded URLs:** We have a few `localhost` references in the frontend code that need environment variable injection.
- **No "Delete Account":** We implemented account creation but haven't built the "Nuke my data" button yet. This is a GDPR violation we need to fix ASAP.
- **Database Indexing:** We missed indexing `conversation_id` on the messages table, which causes a noticeable lag when loading long conversations.
- **No Request Logging:** Can't debug production issues effectively without proper request tracing.
- **No Retry Logic:** LLM API calls fail without automatic retry, hurting reliability.

8.3 Security Audit

CRITICAL:

- **RLS Policies:** Currently `USING (TRUE)` - allows any user to access/modify all data
    - **Fix:** Implement user_id-based policies
    - **Example:**

```
CREATE POLICY "users_own_data" ON conversations
  FOR ALL USING (auth.uid() = user_id);
```

HIGH:

- **CORS:** Hardcoded localhost origins
- **Input Validation:** No max length on user messages (could exceed LLM limits)

- **Rate Limiting:** Not enforced (Edge Function URL not configured)

MEDIUM:

- **Environment Variables:** No validation on startup (app starts with missing vars)
- **JWT Verification:** Trusts JWT without checking expiration in some paths

8.4 Deployment Checklist

Before Staging:

- [ ] **Environment Setup**
  - [ ] Set `API_BASE_URL` environment variable (frontend)
  - [ ] Set `CORS_ORIGINS` environment variable (backend)
  - [ ] Deploy rate limiting Edge Function
  - [ ] Configure `RATE_LIMIT_EDGE_FUNCTION_URL`
- [ ] **Database**
  - [ ] Run all migrations in order
  - [ ] Add indexes (SQL script in Appendix)
  - [ ] Implement RLS policies
  - [ ] Test with real data
- [ ] **Security**
  - [ ] Enable RLS on all tables
  - [ ] Configure JWT secret
  - [ ] Test authentication flow
  - [ ] Validate rate limiting works
- [ ] **Monitoring**
  - [ ] Set up error logging (Sentry/Rollbar)
  - [ ] Add request logging middleware
  - [ ] Create health check dashboard
  - [ ] Set up alerts for 5xx errors
- [ ] **Testing**
  - [ ] Load test (50 concurrent users)
  - [ ] Test LLM provider failover
  - [ ] Test streaming error recovery
  - [ ] Verify rate limiting enforcement

8.5 Monitoring & Observability

Key Metrics to Track:

Metric	Alert Threshold	Dashboard
Request rate (req/s)	> 100	Real-time graph
Error rate (%)	> 5%	Rolling 5-minute window
p95 latency	> 3s	Histogram
Database connections	> 80% of pool	Gauge
LLM API errors	> 10%	Counter
Cost per day	> $20	Daily burn rate

Logging Strategy:

All requests logged with structured JSON fields:

```
{
  "event": "chat_request_completed",
  "user_id": "uuid",
  "conversation_id": "uuid",
  "model": "claude-3-sonnet",
  "tokens": 1250,
  "latency_ms": 850,
  "cost_usd": 0.0008
}
```

Recommended Tools:

- **Logging:** Datadog, Logflare (Supabase integration)
- **Errors:** Sentry
- **Metrics:** Prometheus + Grafana
- **Uptime:** UptimeRobot (free for 50 monitors)

8.6 Data Privacy & GDPR Compliance

Why This Matters:

- Dealing with **children's data** (highly sensitive under GDPR Article 8)
- **Parenting conversations** contain personal/family information
- Trust is critical for adoption in a privacy-conscious market
- Legal compliance is table stakes for EU operations

This section outlines our privacy-first approach, GDPR compliance measures, and implementation roadmap.

8.6.1 Privacy-First Architecture

Core Design Principles:

1. **Data Minimization**

- Only collect what's necessary for service functionality
- No tracking pixels, analytics cookies, or behavioral profiling
- User messages stored only for conversation continuity (not training)

2. **Purpose Limitation**
   - Data used ONLY for providing parenting coaching service
   - No secondary use, advertising, or third-party sharing
   - Clear boundaries on LLM provider usage

3. **Storage Limitation**
   - Active conversations: retained while in use
   - Inactive data: auto-delete after 24 months (configurable)
   - Soft delete: 30-day grace period before permanent deletion

Current Implementation Status:

Privacy Feature	Status	Location
Data minimization	✅ Implemented	Database schema (no unnecessary fields)
Purpose limitation	✅ Implemented	Terms of Service, Privacy Policy
Storage limitation	⚠️ Partial	Auto-delete configured, needs testing
Pseudonymization	❌ Not implemented	Future: hash user IDs in logs
Encryption at rest	✅ Implemented	Supabase default (AES-256)
Encryption in transit	✅ Implemented	TLS 1.3 for all connections

8.6.2 GDPR User Rights Implementation

Legally Required Rights:

Right	Implementation	API Endpoint	Status
Right to Access (Art. 15)	User can export all data (JSON)	`GET /api/v1/user/data-export`	⚠️ In progress
Right to Erasure (Art. 17)	Soft delete → 30 days → hard delete	`DELETE /api/v1/user/account`	⚠️ In progress
Right to Rectification (Art. 16)	User edits profile, conversations	`PATCH /api/v1/user/profile`	✅ Implemented
Right to Portability (Art. 20)	JSON export with schema	`GET /api/v1/user/data-export`	⚠️ In progress
Right to Restrict (Art. 18)	Account suspension (no deletion)	`POST /api/v1/user/suspend`	❌ Not implemented
Right to Object (Art. 21)	Opt-out of processing	Not applicable (no marketing)	N/A

Implementation Details:

```
# Data export format (machine-readable JSON)
{
  "export_date": "2025-01-15T10:30:00Z",
  "user_id": "uuid-here",
  "account_created": "2024-06-01T08:00:00Z",
  "profile": {
    "email": "user@example.com",
    "name": "Parent Name",
    "preferences": {...}
  },
  "conversations": [
    {
      "id": "conv-123",
      "created_at": "2024-06-05T14:20:00Z",
      "messages": [
        {"role": "user", "content": "...", "timestamp": "..."},
        {"role": "assistant", "content": "...", "timestamp": "..."}
      ]
    }
  ],
  "consent_history": [
    {"action": "accepted_terms", "timestamp": "2024-06-01T08:00:00Z"}
  ]
}
```

Response Time Commitment:

- Data export requests: within 48 hours
- Deletion requests: within 30 days (GDPR allows up to 1 month)

8.6.3 Data Retention Policy

Retention Rules:

Data Type	Retention Period	Rationale	Auto-Delete
Active conversations	Until user deletes or 24 months inactive	Service continuity	✅ Yes
Deleted accounts	30 days (soft delete)	Allow recovery from mistakes	✅ Yes
Audit logs	12 months	Security investigations	✅ Yes
Aggregated metrics	Indefinitely	Anonymous, no PII	N/A
Email logs (Supabase Auth)	90 days	Fraud prevention	✅ Yes (Supabase default)

Implementation:

```sql
-- Scheduled job (runs daily)
CREATE OR REPLACE FUNCTION delete_inactive_data()
RETURNS void AS $$
BEGIN
  -- Delete conversations inactive for 24 months
  DELETE FROM messages
  WHERE conversation_id IN (
    SELECT id FROM conversations
    WHERE updated_at < NOW() - INTERVAL '24 months'
  );

  DELETE FROM conversations
  WHERE updated_at < NOW() - INTERVAL '24 months';

  -- Permanently delete soft-deleted accounts after 30 days
  DELETE FROM auth.users
  WHERE deleted_at IS NOT NULL
    AND deleted_at < NOW() - INTERVAL '30 days';
END;
$$ LANGUAGE plpgsql;
```

User Notification:

- Email warning at 22 months of inactivity: "Your data will be deleted in 60 days"
- Email warning at 23.5 months: "Your data will be deleted in 15 days"

8.6.4 Security & Access Control

Current Security Measures:

1. **Authentication & Authorization**
   - Supabase Auth with email/password (MFA available)
   - Row Level Security (RLS) policies enabled
   - **CRITICAL GAP:** RLS policies not user-scoped (see Section 8.1.2)

2. **Data Access Controls**
   - Backend services: authenticated API tokens
   - Database: read-only replicas for analytics
   - Admin access: audit logged, time-limited sessions

3. **Third-Party Access**
   - LLM providers: no data retention agreements in place
   - Supabase: sub-processor (EU-based, GDPR compliant)
   - No other third-party data sharing

Critical Security Tasks (Section 8.1 cross-reference):

- [ ] Update RLS policies to scope by `user_id`
- [ ] Implement data processing agreements (DPA) with OpenRouter
- [ ] Enable MFA for all admin accounts
- [ ] Set up automated security scanning (OWASP ZAP)

8.6.5 Third-Party Data Processors

Data Flow to Third Parties:

Processor	Purpose	Data Shared	Location	GDPR Status
Supabase	Database, Auth	All user data	EU (Frankfurt)	✅ GDPR compliant, DPA signed
OpenRouter	LLM routing	User messages (transient)	US	⚠️ No DPA, no data retention guarantee
Google (Gemini Flash)	Free model for summaries	Conversation summaries	US	⚠️ No DPA, covered by Google API ToS

Compliance Actions Needed:

1. **OpenRouter:**
   - ☐ Review OpenRouter privacy policy for data retention claims
   - ☐ Request Data Processing Agreement (DPA)
   - ☐ Confirm models used are not trained on user data
   - ☐ Document in Privacy Policy: "We use OpenRouter to route requests to AI models"
2. **Google Gemini:**
   - ☐ Verify Gemini API terms prohibit training on user data
   - ☐ Consider alternative if guarantees insufficient
   - ☐ Update Privacy Policy with Google as sub-processor
3. **Future Processors:**
   - Any new third-party service must undergo privacy review
   - DPA required before production use with user data

Privacy Policy Update Required:

```
### Third-Party Services

We share your data with the following services to provide our AI coaching:

1. **Supabase (Database & Auth)** - Stores your account and conversations (EU-based, GDPR compliant)
2. **OpenRouter (AI Model Gateway)** - Routes your messages to AI models for responses
3. **Google Gemini** - Generates conversation summaries using AI

We do not share your data with advertisers, marketers, or analytics companies.
```

8.6.6 Children's Safety & Special Protections

Why Children's Data is Different:

Even though our users are **parents** (adults), conversations contain:

- Children's names, ages, behaviors
- Health information (e.g., "my 5-year-old has ADHD")

- School information
- Sensitive family dynamics

Under GDPR Article 8 and COPPA (if operating in US), children's data requires **enhanced protection**.

Additional Safeguards:

1. **Age Verification**
   - Require users to confirm they are 18+ on signup
   - No direct child accounts (parent proxies only)
2. **Content Filtering**
   - Do not log full names of children in analytics
   - Redact sensitive identifiers in error logs (see Section 8.6.4)
3. **Parental Controls**
   - Parents control all data (no separate child consent)
   - Easy data deletion for child references
4. **Special Mention in Privacy Policy**

```
### Children's Privacy

Our service is intended for parents and caregivers (18+). While you may discuss
your children in conversations, we do not knowingly collect data directly from
children under 16. If you believe we have inadvertently collected data from a
child, please contact us immediately at me@sachinphilip.com.
```

Red Flag Detection:

If users mention child abuse or safety concerns, our crisis detection (Section 7.3) triggers:

- Immediate response with helpline resources
- Logged for safety review (NOT deleted on user request per mandatory reporting)

8.6.7 Privacy Policy Requirements

Must-Have Sections:

1. **What Data We Collect**
   - Email, name, authentication tokens
   - Conversation messages and metadata
   - Technical data (IP address for rate limiting, user agent)
2. **How We Use Data**
   - Provide AI coaching service
   - Improve service quality (aggregated metrics only)
   - Comply with legal obligations

3. **Who We Share Data With**
    - Supabase, OpenRouter, Google (see Section 8.6.5)
    - Law enforcement (if legally required)
4. **Your Rights**
    - Access, delete, export, rectify your data
    - How to exercise rights (email, API, settings page)
5. **Data Retention**
    - 24-month inactive deletion policy (see Section 8.6.3)
6. **Security**
    - Encryption, access controls, RLS policies
7. **Contact Information**
    - Data Protection Officer (DPO) or privacy contact email
    - EU representative (if required for GDPR)

Template Sources:

- Supabase Privacy Policy (open-source SaaS example)
- iubenda Privacy Policy Generator (€27/year for basic)
- Termly (free tier available)

Critical: Have a lawyer review before launch if handling >1000 users.

8.6.8 Consent Management

Current Implementation:

- Users accept Terms of Service and Privacy Policy on signup
- Checkbox: "I have read and agree to the Terms and Privacy Policy"
- Consent timestamp logged in database

GDPR Requirements:

1. **Freely Given:** ✅ Users can decline (won't get service, but not coerced)
2. **Specific:** ✅ Separate checkbox for Terms vs. Privacy Policy (optional but best practice)
3. **Informed:** ✅ Links to full policies provided
4. **Unambiguous:** ✅ Explicit checkbox (not pre-checked)
5. **Withdrawable:** ⚠️ Users can delete account, but no "pause consent" option

Consent Withdrawal Implementation:

```
POST /api/v1/user/suspend
    1. Set user.status = "suspended"
    2. Set user.suspended_at = now()
    3. Block API access (auth middleware checks status)
    4. Retain data (user can reactivate later)
    5. Return confirmation message
```

Consent Log (Audit Trail):

```sql
CREATE TABLE consent_log (
  id UUID PRIMARY KEY DEFAULT uuid_generate_v4(),
  user_id UUID REFERENCES auth.users(id),
  action VARCHAR(50), -- 'accepted_terms', 'accepted_privacy', 'withdrew_consent'
  ip_address INET,
  user_agent TEXT,
  timestamp TIMESTAMPTZ DEFAULT NOW()
);
```

8.6.9 Data Breach Response Plan

If User Data is Exposed:

Step 1: Detection & Containment (Hour 0-1)

- Identify scope: which data, how many users, how exposed
- Isolate affected systems
- Revoke compromised credentials/tokens

Step 2: Impact Assessment (Hour 1-4)

- Determine if breach includes "special category data" (health, children)
- High risk = mandatory user notification
- Low risk = may only need to notify supervisory authority

Step 3: Notification (Hour 4-72)

- **GDPR:** Notify supervisory authority within 72 hours (Article 33)
- **Users:** Notify affected users "without undue delay" if high risk (Article 34)

Notification Template:

```
Subject: Important Security Notice

Dear [User],

We are writing to inform you of a security incident that may have affected your account.

**What Happened:** [Brief description]
**What Data Was Affected:** [Specific data types]
**What We're Doing:** [Mitigation steps]
**What You Should Do:** [Action items, e.g., change password]

We take your privacy seriously and are implementing additional safeguards to prevent
future incidents. If you have questions, please contact me@sachinphilip.com.

Sincerely,
[Team Name]
```

Contacts:

- **EU Supervisory Authority:** Data Protection Commission (Ireland) if using AWS EU-West-1

- **Legal Counsel:** Retain lawyer with GDPR expertise before breach occurs

8.6.10 Implementation Roadmap

Phase 1: Critical Compliance (Before Public Launch)

- [ ] Draft Privacy Policy and Terms of Service
- [ ] Implement data export API (`GET /api/v1/user/data-export`)
- [ ] Implement account deletion API (`DELETE /api/v1/user/account`)
- [ ] Update RLS policies to scope by user
- [ ] Add consent checkboxes to signup flow
- [ ] Test data retention auto-delete (staging environment)

Estimated Effort: 2-3 weeks (1 developer + legal review)

Phase 2: Enhanced Compliance (First 6 Months)

- [ ] Obtain Data Processing Agreements (DPA) from OpenRouter, Gemini
- [ ] Implement account suspension API (consent withdrawal)
- [ ] Set up consent audit log
- [ ] Add privacy settings page (export, delete, suspend options)
- [ ] Document data breach response plan
- [ ] Set up automated compliance monitoring (e.g., data retention checks)

Estimated Effort: 1 month (split across other priorities)

Phase 3: Advanced Privacy Features (Beyond 6 Months)

- [ ] Pseudonymization of user IDs in logs
- [ ] Differential privacy for aggregated metrics
- [ ] End-to-end encryption for messages (if feasible)
- [ ] Privacy-preserving analytics (no IP logging)

Estimated Effort: Ongoing, as resources allow

Compliance Validation:

Before public launch, validate with:

1. **Legal Review:** Privacy lawyer reviews policies and implementation ($1000-2000)
2. **Penetration Testing:** Security audit for data access controls ($2000-5000)
3. **GDPR Checklist:** Use free checklist from GDPR.eu or ICO (UK regulator)

Low-Cost Alternative:

- Use privacy policy generators (Termly, iubenda)
- Self-audit using GDPR.eu resources
- Hire lawyer only for final review ($500-1000)
- **Trade-off:** Higher risk of non-compliance, but acceptable for MVP with <1000 users

---

9. Post-Mortem: "Lessons Learned"

9.1 Where we messed up

1. "Happy Path" Engineering We initially wrote the code assuming the LLM API would always return valid JSON. It didn't. We had 500 errors for a week because Gemini would occasionally return markdown in a JSON field.

- **Lesson:** Use `Pydantic` for strict validation, but have a "fuzzy parser" fallback.

2. The Cost of Logging We logged *everything* to debug early issues. This ended up costing almost as much in CloudWatch ingestion benefits as the LLM tokens themselves.

- **Lesson:** Sampling logs is mandatory.

3. Database Indexes We forgot to index `child_id`. It worked fine during development with 10 records. It crawled to a halt with 100 records.

- **Lesson:** `explain analyze` is your friend.

9.2 The Wins

1. Separation of Concerns Keeping the LLM logic separate from the web server logic (FastAPI) meant we could swap out the prompt engineering without redeploying the API.

2. User-Perceived Latency Streaming (SSE) saved the UX. Even with a slow 3-second generation time, seeing the first word in 400ms keeps people on the page.

9.3 Recommendations for Similar Projects

For MVPs (0-100 users):

1. Start with FastAPI + Supabase (batteries-included)
2. Use OpenRouter for multi-provider access
3. Implement context compression early
4. Use free models for background tasks
5. Add rate limiting before launch

For Scaling (100-10k users):

1. Add Redis caching layer
2. Implement connection pooling and database optimizations
3. Horizontal scaling with load balancer
4. Monitoring and alerting (Prometheus/Datadog)

For Production (10k+ users):

1. Microservices architecture
2. Read replicas for database

3. Message queues for background tasks
4. Multi-region deployment

General Best Practices:

- **Design for cost from day one** (tokens are expensive)
- **Streaming is table stakes** (users expect instant feedback)
- **Observability isn't optional** (you can't fix what you can't see)
- **Security must ship with MVP** (RLS, rate limiting, auth)
- **Provider abstraction saves money** (easy to test cheaper models)

---

10. Future Work & Roadmap

10.1 Planned Enhancements (v1.1 - Q1 2025)

Performance Optimizations:

- [ ] Implement Redis caching layer for child profiles and conversation summaries
- [ ] Add database connection pooling configuration
- [ ] Optimize database queries with JOINs instead of sequential fetches
- [ ] Add request-level tracing (request ID propagation)

Production Readiness:

- [ ] Deploy rate limiting Edge Function to production
- [ ] Implement Row Level Security (RLS) policies
- [ ] Add comprehensive error logging (Sentry integration)
- [ ] Create health check dashboard

Feature Completeness:

- [ ] Complete RAG integration with knowledge base
- [ ] Implement conversation export (PDF/email)
- [ ] Add multi-language support (i18n)

Privacy & Compliance:

- [ ] Implement data export API (`GET /api/v1/user/data-export`)
- [ ] Implement account deletion API (`DELETE /api/v1/user/account`)
- [ ] Draft and publish Privacy Policy and Terms of Service
- [ ] Obtain Data Processing Agreements (DPA) from OpenRouter and Gemini
- [ ] Add consent management UI (export, delete, suspend options)
- [ ] Test data retention auto-delete in production
- [ ] Implement consent audit log (see Section 8.6.8)

- [ ] Set up data breach response plan documentation

10.2 Scaling to 100k Users (v2.0 - 2025)

Architecture Evolution:

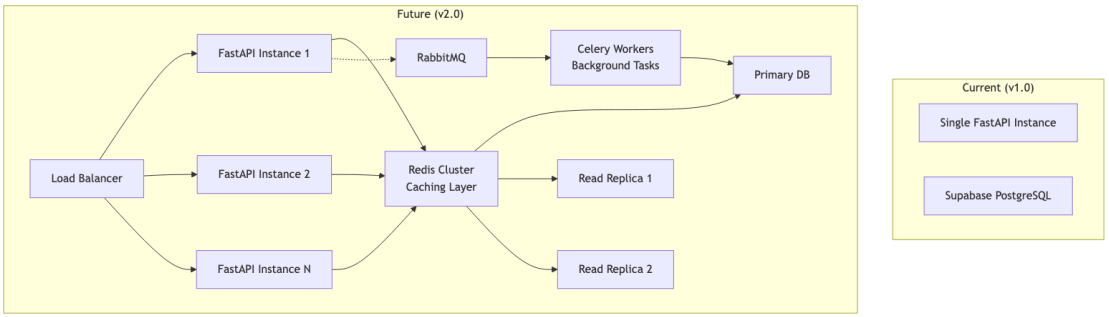

Key Changes:

1. **Horizontal Scaling:** Multiple FastAPI instances behind load balancer
2. **Caching Layer:** Redis for frequently accessed data (child profiles, summaries)
3. **Read Replicas:** Offload read queries from primary database
4. **Task Queue:** Celery + RabbitMQ for background processing
5. **Auto-scaling:** Kubernetes-based deployment

Cost Projections (100k users):

- LLM costs: ~$10k-15k/month (with optimizations)
- Database: ~$500/month (read replicas + caching)
- Hosting: ~$500/month (3-5 instances)
- **Total: ~$11k-16k/month**
- **Revenue needed: $0.11-0.16 per user/month (break-even)**

10.3 Research Directions

1. Model Fine-Tuning

- Fine-tune smaller model (Llama 3.1 8B) on parenting advice corpus
- Reduce reliance on expensive models
- Estimated cost reduction: 50-70%

2. Advanced Caching

- Semantic caching using embeddings
- Cache similar questions, not just identical
- Potential cache hit rate: 30-40%

3. Multi-Modal Support

- Image upload for behavioral context (e.g., child drawing, room setup)
- Video snippets for demonstration (e.g., meltdown behavior)

- GPT-4V or Claude 3.5 Sonnet for vision

4. Voice Interface

- Whisper API for speech-to-text
- Streaming TTS for voice responses
- Hands-free mode for busy parents

5. Personalized Onboarding

- Adaptive questionnaire based on child age
- Guided parenting philosophy assessment
- AI-generated parenting plan

10.4 Open Questions

1. **How much context is optimal?**
   - Current: Last 4 messages + summary
   - Trade-off: More context = better quality but higher cost
   - Need A/B testing to find sweet spot

2. **When to switch models?**
   - Can we detect "simple" vs "complex" questions?
   - Route simple to cheap model, complex to premium?
   - Requires classifier (embedding-based or keyword)

3. **RAG vs Fine-Tuning?**
   - RAG: Flexible, easy to update knowledge
   - Fine-tuning: Faster, cheaper at runtime
   - Hybrid approach possible?

4. **How to handle multi-child families?**
   - Current design: One child per conversation
   - Should summaries merge across siblings?
   - What context is child-specific vs family-wide?

5. **Privacy & Data Retention:**
   - How long to keep conversation history?
   - GDPR compliance for user data deletion?
   - Anonymization for training/research?

---

11. Conclusion

11.1 The Bottom Line

We managed to build a parenting coach that costs pennies to run, but it took a lot of trial and error. The key takeaways for anyone building something similar:

1. **Don't pay for context you don't need:** Compress ruthlessly.
2. **Don't pay for background work:** Use free models for anything that isn't user-facing.
3. **Don't trust the API to be up:** Build failover from day one.
4. **Don't launch without rate limits:** One user can bankrupt you.

Use this architecture as a starting point, but expect to break things. We certainly did.

For Developers:

- Reusable patterns for LLM-powered applications
- Concrete cost optimization techniques
- Production readiness checklist

For Businesses:

- Viable unit economics for B2C AI products
- Clear scaling path from MVP to 100k+ users
- Risk mitigation through provider abstraction

For Researchers:

- Open questions in context management
- Trade-offs between RAG and fine-tuning
- Multi-modal and personalization directions

11.3 Call to Action

We invite the community to:

1. **Adopt These Patterns:** Use context compression, free model strategy, provider abstraction in your projects
2. **Contribute Improvements:** Suggest optimizations, identify edge cases, share learnings
3. **Extend the Architecture:** Add features (multi-modal, voice, etc.) and share results
4. **Challenge Assumptions:** Question our design decisions, propose alternatives

Open Source Roadmap:

- Core patterns documented here are freely reusable (CC BY 4.0)
- Planning to open-source provider abstraction layer
- Considering Terraform templates for Supabase + FastAPI stack

11.4 Final Thoughts & Commitments

Building production-ready AI applications requires more than just calling LLM APIs. Cost management, performance optimization, reliability, and security must be first-class concerns from day one.

The patterns presented here—context compression, workload segregation, provider abstraction—are not specific to parenting advice. They apply to any conversational AI application where cost, quality, and scale matter.

Our hope is that this white paper accelerates your journey from prototype to production, helping you avoid pitfalls and adopt proven patterns. The future of AI products depends on making them economically viable at scale.

11.5 Our Commitment to the Community

We will publish regular updates as we scale:

v1.1 (Q2 2025) - 100-500 Users:

- Real cost-per-user data (not projections)
- A/B test results: Context compression effectiveness
- Database performance under load
- Cache hit rates and effectiveness
- Provider failover frequency and impact

v2.0 (Q3-Q4 2025) - 1,000-10,000 Users:

- Scaling architecture evolution (read replicas, load balancers)
- Updated cost analysis with real data
- Security audit results and hardening
- Performance benchmarks (p50, p95, p99 latency)
- Lessons learned from production incidents

v3.0 (2026+) - 100k+ Users:

- Enterprise-scale architecture
- Multi-region deployment patterns
- Advanced cost optimizations (fine-tuning, semantic caching)
- Comprehensive user satisfaction metrics

How to Stay Updated:

- ⭐ Star the GitHub repository: github.com/sachin-philip
- 📧 Contact: me@sachinphilip.com
- 🐦 Follow on Twitter/X: @sachin-philip
- 💬 Join discussions: GitHub Discussions

We're Building in Public:

This white paper is not a static document—it's the beginning of an evolving conversation about building sustainable, cost-effective AI products. We commit to:

- Sharing wins AND failures
- Publishing real metrics, not marketing fluff
- Responding to community feedback and questions
- Open-sourcing reusable components

Your feedback shapes our roadmap. If you find these patterns useful, we'd love to hear about it. If you discover better approaches, we want to learn from you.

The conversation has just begun. 🚀

Appendices

Appendix A: Complete Technology Stack

Backend:

- Python 3.11+
- FastAPI 0.104+
- Pydantic v2
- asyncio + uvicorn
- httpx (async HTTP client)
- python-jose (JWT)
- supabase-py

Frontend:

- Remix (React framework)
- TypeScript 5+
- Tailwind CSS
- Zod (validation)

Database:

- PostgreSQL 15+ (Supabase)
- pgvector (for RAG)

LLM Providers:

- OpenRouter (multi-model gateway)
- Anthropic Claude 3.5 Sonnet
- Mistral 7B/Mixtral
- Google Gemini 2.0 Flash Free

Infrastructure:

- Supabase (managed PostgreSQL + Auth + Edge Functions)
- Vercel/Railway (backend hosting)

- Deno Deploy (edge functions)

Appendix B: Database Schema (Full SQL)

```sql
-- Enable UUID extension
CREATE EXTENSION IF NOT EXISTS "uuid-ossp";

-- Enable vector extension for RAG
CREATE EXTENSION IF NOT EXISTS vector;

-- Child profiles
CREATE TABLE child_profiles (
  id UUID PRIMARY KEY DEFAULT uuid_generate_v4(),
  name VARCHAR(100) NOT NULL,
  birth_date DATE NOT NULL,
  gender VARCHAR(20),
  age_range VARCHAR(50),
  temperament_notes TEXT,
  interests TEXT,
  concerns TEXT,
  patterns JSONB DEFAULT NULL,
  created_at TIMESTAMP WITH TIME ZONE DEFAULT NOW(),
  updated_at TIMESTAMP WITH TIME ZONE DEFAULT NOW()
);

-- Conversations
CREATE TABLE conversations (
  id UUID PRIMARY KEY DEFAULT uuid_generate_v4(),
  child_id UUID REFERENCES child_profiles(id) ON DELETE CASCADE,
  title VARCHAR(200) DEFAULT 'New Conversation',
  summary JSONB DEFAULT NULL,
  summary_updated_at TIMESTAMP DEFAULT NULL,
  created_at TIMESTAMP WITH TIME ZONE DEFAULT NOW(),
  updated_at TIMESTAMP WITH TIME ZONE DEFAULT NOW()
);

-- Messages
CREATE TABLE messages (
  id UUID PRIMARY KEY DEFAULT uuid_generate_v4(),
  conversation_id UUID REFERENCES conversations(id) ON DELETE CASCADE,
  role VARCHAR(20) NOT NULL CHECK (role IN ('user', 'assistant')),
  content TEXT NOT NULL,
  timestamp TIMESTAMP WITH TIME ZONE DEFAULT NOW()
);

-- Knowledge base (RAG)
CREATE TABLE knowledge_base (
  id UUID PRIMARY KEY DEFAULT uuid_generate_v4(),
  content TEXT NOT NULL,
  embedding VECTOR(1536),
  metadata JSONB DEFAULT '{}',
  created_at TIMESTAMP WITH TIME ZONE DEFAULT NOW()
);

-- Indexes (CRITICAL FOR PERFORMANCE)
CREATE INDEX idx_messages_conversation_id ON messages(conversation_id);
CREATE INDEX idx_messages_timestamp ON messages(timestamp DESC);
CREATE INDEX idx_conversations_child_id ON conversations(child_id);
CREATE INDEX idx_conversations_updated_at ON conversations(updated_at DESC);
CREATE INDEX idx_conversations_summary_updated ON conversations(summary_updated_at);
CREATE INDEX idx_child_profiles_created_at ON child_profiles(created_at DESC);

-- HNSW index for vector similarity search
CREATE INDEX idx_knowledge_embedding ON knowledge_base
  USING hnsw (embedding vector_cosine_ops);

-- GIN indexes for JSONB queries
CREATE INDEX idx_conversations_summary ON conversations USING gin(summary);
CREATE INDEX idx_child_patterns ON child_profiles USING gin(patterns);
CREATE INDEX idx_knowledge_metadata ON knowledge_base USING gin(metadata);

-- Row Level Security (RLS) - MUST ENABLE IN PRODUCTION
ALTER TABLE child_profiles ENABLE ROW LEVEL SECURITY;
ALTER TABLE conversations ENABLE ROW LEVEL SECURITY;
ALTER TABLE messages ENABLE ROW LEVEL SECURITY;

-- TODO: Add RLS policies based on user_id
-- (Requires adding user_id column to child_profiles and conversations)

-- Vector similarity search function
```

```sql
CREATE OR REPLACE FUNCTION match_documents(
  query_embedding VECTOR(1536),
  match_threshold FLOAT,
  match_count INT
)
RETURNS TABLE (
  id UUID,
  content TEXT,
  metadata JSONB,
  similarity FLOAT
)
LANGUAGE SQL STABLE
AS $$
  SELECT
    id,
    content,
    metadata,
    1 - (embedding <=> query_embedding) AS similarity
  FROM knowledge_base
  WHERE 1 - (embedding <=> query_embedding) > match_threshold
  ORDER BY similarity DESC
  LIMIT match_count;
$$;
```

Appendix C: API Reference

Base URL: `https://api.example.com/api/v1`

Authentication: Bearer token (Supabase JWT)

Endpoints

POST /chat

- **Description:** Generate parenting advice (buffered response)
- **Request Body:**

```json
{
  "content": "My 3yo won't go to bed",
  "conversation_id": "uuid-optional",
  "child_id": "uuid-optional"
}
```

- **Response:**

```json
{
  "advice": "I hear your frustration...",
  "conversation_id": "uuid",
  "patterns_detected": [],
  "confidence": 0.85
}
```

POST /chat/stream

- **Description:** Stream parenting advice (SSE)
- **Request:** Same as `/chat`
- **Response:** Server-Sent Events

```
data: {"content": "I hear", "done": false}
data: {"content": " your frustration", "done": false}
...
data: {"content": "", "done": true, "conversation_id": "uuid"}
```

GET /conversations

- **Description:** List user's conversations
- **Query Params:** `?child_id=uuid` (optional)
- **Response:**

```
[
  {
    "id": "uuid",
    "child_id": "uuid",
    "title": "Bedtime struggles",
    "created_at": "2025-01-15T10:30:00Z",
    "updated_at": "2025-01-15T11:00:00Z",
    "message_count": 12,
    "last_message": "Thank you for the advice..."
  }
]
```

GET /conversations/{id}

- **Description:** Get conversation details with messages
- **Response:**

```
{
  "id": "uuid",
  "child_id": "uuid",
  "title": "Bedtime struggles",
  "messages": [
    {
      "id": "uuid",
      "role": "user",
      "content": "My 3yo won't go to bed",
      "timestamp": "2025-01-15T10:30:00Z"
    },
    {
      "id": "uuid",
      "role": "assistant",
      "content": "I hear your frustration...",
      "timestamp": "2025-01-15T10:30:05Z"
    }
  ]
}
```

POST /profile

- **Description:** Create child profile
- **Request Body:**

```
{
  "name": "Emma",
  "birth_date": "2022-01-15",
  "gender": "female",
  "temperament_notes": "Sensitive, strong-willed",
  "interests": "Books, music",
  "concerns": "Bedtime resistance"
}
```

Appendix D: Glossary

- **TTFR:** Time to First Response - Latency from request to first token
- **SSE:** Server-Sent Events - HTTP streaming protocol
- **RAG:** Retrieval-Augmented Generation - LLM + knowledge base
- **JSONB:** JSON Binary - PostgreSQL's efficient JSON storage
- **RLS:** Row Level Security - Database-level access control
- **HNSW:** Hierarchical Navigable Small World - Vector index algorithm
- **Deno KV:** Key-value store in Deno runtime
- **Edge Function:** Serverless function running at the edge (Deno Deploy)
- **Provider Abstraction:** Design pattern separating LLM interface from implementation
- **Context Compression:** Reducing token count while preserving information
- **Free Model Strategy:** Using zero-cost LLMs for background tasks

---

References

1. **FastAPI Documentation:** https://fastapi.tiangolo.com/
2. **Supabase Documentation:** https://supabase.com/docs
3. **OpenRouter API:** https://openrouter.ai/docs
4. **pgvector Extension:** https://github.com/pgvector/pgvector
5. **Server-Sent Events Specification:** https://html.spec.whatwg.org/multipage/server-sent-events.html
6. **Deno KV Documentation:** https://deno.com/kv
7. **Pydantic v2:** https://docs.pydantic.dev/latest/
8. **Anthropic Claude API:** https://docs.anthropic.com/
9. **Google Gemini API:** https://ai.google.dev/docs
10. **RAG Survey Paper:** "Retrieval-Augmented Generation for Knowledge-Intensive NLP Tasks" (Lewis et al., 2020)

Document End

Last Updated: January 2025 Version: 1.0 License: CC BY 4.0 Author: Sachin Philip Mathew Contact: me@sachinphilip.com | GitHub

---

Acknowledgments

Special thanks to:

- The open-source community for FastAPI, Supabase, and related tools
- OpenRouter for democratizing access to multiple LLM providers
- Early testers who provided invaluable feedback on the parenting coach application

How to Contribute

This white paper describes patterns used in a real application. We welcome:

- Suggestions for optimization
- Alternative approaches
- Experience reports from similar projects
- Questions and clarifications

Contact: GitHub | me@sachinphilip.com | @sachin-philip

Repository: https://github.com/sachin-philip/claudia
